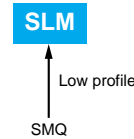


SLM Series

- 15mm height snap-ins
- Endurance with ripple current : 2,000 hours at 85°C
- Non solvent resistant type
- RoHS Compliant

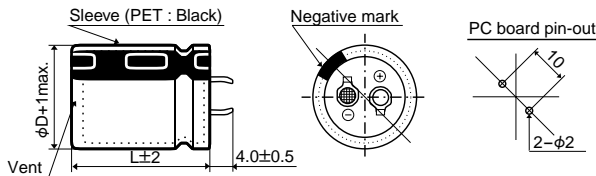


◆ SPECIFICATIONS

Items	Characteristics	
Category	-25 to +85°C	
Temperature Range		
Rated Voltage Range	160 to 400V _{dc}	
Capacitance Tolerance	±20% (M) (at 20°C, 120Hz)	
Leakage Current	I ≤ 3√CV Where, I : Max. leakage current (µA), C : Nominal capacitance (µF), V : Rated voltage (V) (at 20°C after 5 minutes)	
Dissipation Factor (tanδ)	Rated voltage (V _{dc})	160 to 400V
	tanδ (Max.)	0.20 (at 20°C, 120Hz)
Low Temperature Characteristics (Max. Impedance Ratio)	Rated voltage (V _{dc})	160 to 400V
	Z (-25°C) / Z (+20°C)	4 (at 120Hz)
Endurance	The following specifications shall be satisfied when the capacitors are restored to 20°C after subjected to DC voltage with the rated ripple current is applied for 2,000 hours at 85°C.	
	Capacitance change	≤ ±20% of the initial value
	D.F. (tanδ)	≤ 200% of the initial specified value
	Leakage current	≤ The initial specified value
Shelf Life	The following specifications shall be satisfied when the capacitors are restored to 20°C after exposing them for 1,000 hours at 85°C without voltage applied. Before the measurement, the capacitor shall be preconditioned by applying voltage according to Item 4.1 of JIS C 5101-4.	
	Capacitance change	≤ ±15% of the initial value
	D.F. (tanδ)	≤ 150% of the initial specified value
	Leakage current	≤ The initial specified value

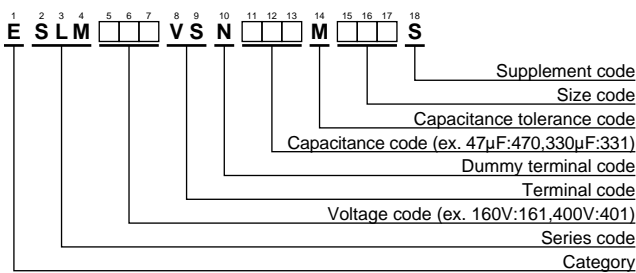
◆ DIMENSIONS [mm]

- Terminal Code : VS



The standard design has no plastic disc.

◆ PART NUMBERING SYSTEM



Please refer to "Product code guide (snap-in type)"

◆ RATED RIPPLE CURRENT MULTIPLIERS

- Frequency Multipliers

Frequency (Hz)	50	120	300	1k	10k	50k
160 to 250V _{dc}	0.81	1.00	1.17	1.32	1.45	1.50
400V _{dc}	0.77	1.00	1.16	1.30	1.41	1.43

The endurance of capacitors is reduced with internal heating produced by ripple current at the rate of halving the lifetime with every 5°C rise.

When long life performance is required in actual use, the rms ripple current has to be reduced.

◆ STANDARD RATINGS

WV (V _{dc})	Cap (µF)	Case size φD×L(mm)	tanδ	Rated ripple current (Arms/85°C,120Hz)	Part No.	
160	180	22×15	0.20	0.99	ESLM161VSN181MP15S	
	270	25.4×15	0.20	1.29	ESLM161VSN271MQ15S	
	390	30×15	0.20	1.47	ESLM161VSN391MR15S	
	560	35×15	0.20	1.74	ESLM161VSN561MA15S	
180	150	22×15	0.20	0.90	ESLM181VSN151MP15S	
	220	25.4×15	0.20	1.16	ESLM181VSN221MQ15S	
	330	30×15	0.20	1.35	ESLM181VSN331MR15S	
	470	35×15	0.20	1.60	ESLM181VSN471MA15S	
200	150	22×15	0.20	0.90	ESLM201VSN151MP15S	
	220	25.4×15	0.20	1.16	ESLM201VSN221MQ15S	
	200	270	30×15	0.20	1.22	ESLM201VSN271MR15S
		390	35×15	0.20	1.46	ESLM201VSN391MA15S
100		22×15	0.20	0.73	ESLM251VSN101MP15S	
150		25.4×15	0.20	0.96	ESLM251VSN151MQ15S	
250	220	30×15	0.20	1.10	ESLM251VSN221MR15S	
	330	35×15	0.20	1.34	ESLM251VSN331MA15S	
	400	47	22×15	0.20	0.50	ESLM401VSN470MP15S
		68	25.4×15	0.20	0.65	ESLM401VSN680MQ15S
100		30×15	0.20	0.74	ESLM401VSN101MR15S	
120		35×15	0.20	0.81	ESLM401VSN121MA15S	