

◆ MAJOR USES

- Output choke coils for Switching Mode Power Supply
- Choke coils for DC-DC converter
- Normal mode choke coils for noise control

◆ FEATURES

- Miniaturization in comparison with TM series coils
- High inductance in low load current
- Low leakage flux due to gap-less structure



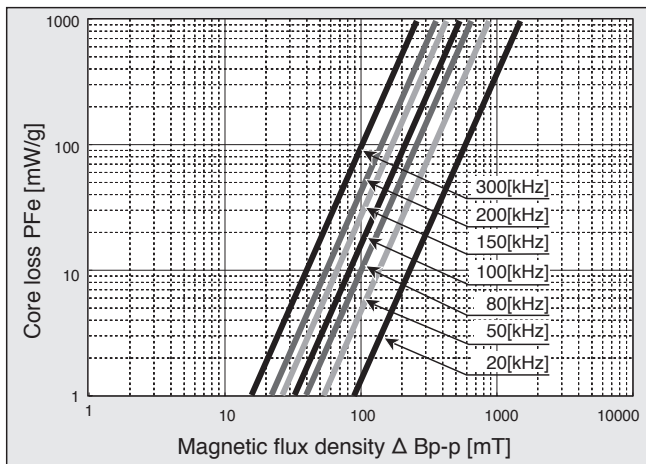
◆ CORE STANDARD SPECIFICATIONS

Core Part No. (Old Core Part No.)	Abbreviation	Cross Sectional Area cm ²	Magnetic Path Length cm	Outside Dimensions			Inductance Coefficient AL Value		
				Outer Diameter mm	Width mm	Height mm	Idc=0[A] μH	Rated Current** μH	Rated Current Ampere Turn [AT]
LPB150905N (B150905N)	X2	0.140	3.85	17.2	7.3	6.4	0.079	0.047	100
LPB190910N (B190910N)	XU	0.447	4.49	21.6	7.3	11.9	0.248	0.100	200
LPB221310N (B221310N)	X6	0.396	5.50	24.7	10.5	12.0	0.153	0.065	240
LPB251510N (B251510N)	X7	0.430	6.28	28.3	12.7	12.3	0.153	0.068	270
LPB251515N (B251515N)	X8	0.645	6.28	28.3	12.7	17.5	0.226	0.091	300
LPB322015N (B322015N)	XR	0.774	8.17	35.2	17.5	17.3	0.229	0.091	350
LPB372315N (B372315N)	XJ	0.924	9.42	40.5	19.5	18.0	0.209	0.096	375
LPB462715N (B462715N)	XQ	1.254	11.50	49.4	22.7	18.0	0.232	0.084	600
LPB462720N (B462720N)	XC	1.634	11.50	49.4	22.7	23.0	0.310	0.112	600

*200[kHz], ±25%

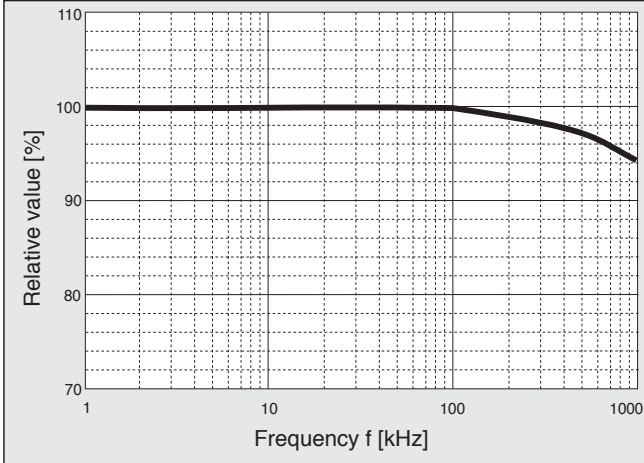
◆ CORE LOSS CHARACTERISTICS

- BM choke



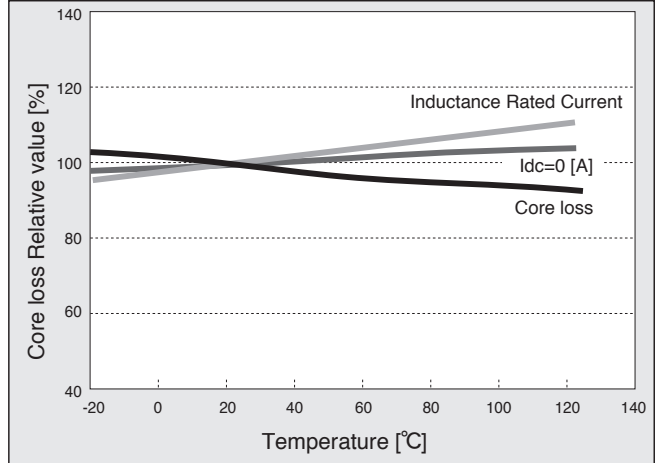
◆FREQUENCY - INDUCTANCE CHARACTERISTICS

●BM choke

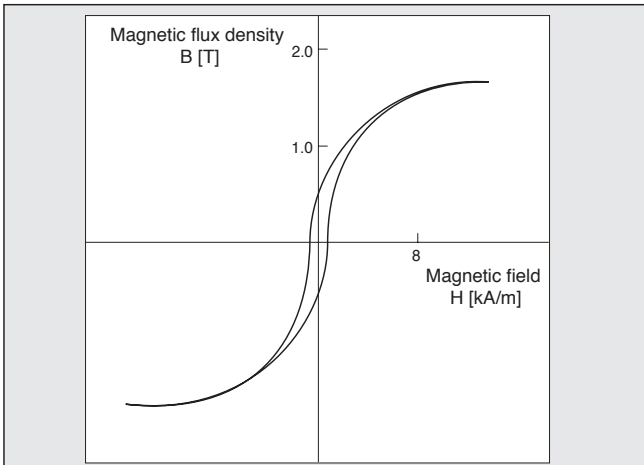


◆TEMPERATURE DEPENDENCE
- INDUCTANCE AND CORE LOSS

●Frequency : 200[kHz]

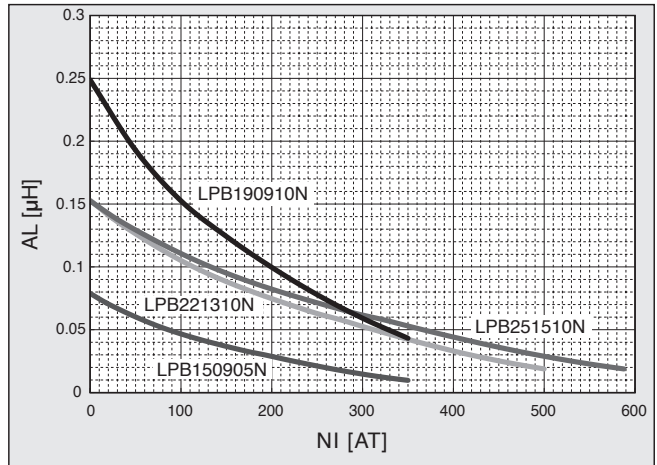


◆B-H CURVE



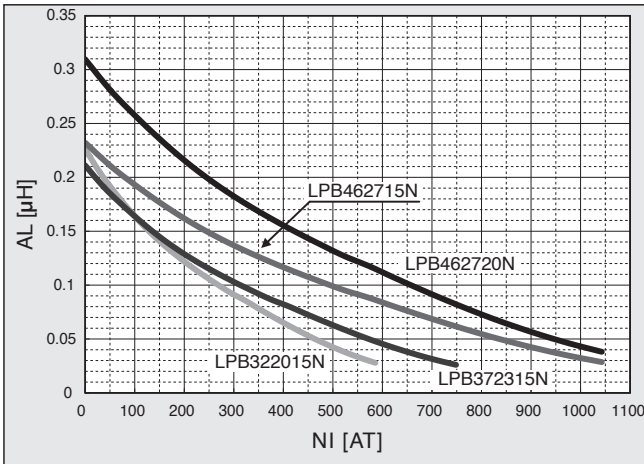
◆D.C. BIAS CHARACTERISTICS AL-AT(1)

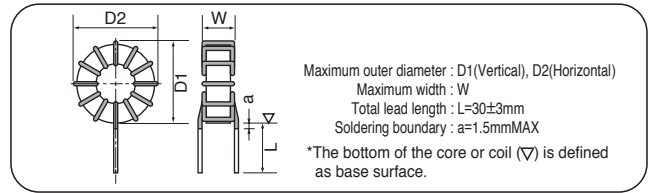
●Frequency : 200[kHz]



◆D.C. BIAS CHARACTERISTICS AL-AT(2)

●Frequency : 200[kHz]





◆COIL STANDARD SPECIFICATIONS

Coil Part No. (Old Coil Part No.)	Rated Current A	Inductance ^{*1} (200kHz) ^{*2}		D.C.R. mΩ (max)	Winding mmφ×lines	Outside Dimensions		
		0[A] μH	Rating μH			D1 mm	D2 mm	W mm
◎ LBBM003421X6-V0E (BM03421X6PBF)	3	980 ^{*2}	420 ^{*2}	130	0.8×1p	29.0	29.0	17.5
◎ LBBM005161X6-V0E (BM05161X6PBF)	5	360	160	55	1.0×1p	29.0	29.0	18.0
◎ LBBM008600X6-V0E (BM08600X6PBF)	8	140	60	20	0.9×2p	29.0	29.0	18.0
◎ LBBM010300X6-V0E (BM10300X6PBF)	10	62	30	11	1.0×2p	29.0	29.0	18.0
◎ LBBM015150X6-V0E (BM15150X6PBF)	15	35	15	6	1.0×3p	29.5	29.5	18.5
◎ LBBM020100X6-V0E (BM20100X6PBF)	20	23	10	4	1.0×4p	29.5	29.5	18.5
◎ LBBM025060X6-V0E (BM25060X6PBF)	25	13	6	2	1.2×4p	30.0	30.0	19.0
◎ LBBM0303R6X6-V0E (BM30040X6PBF)	30	7.5	3.6	2	1.3×4p	31.0	31.0	19.5
◎ LBBM003551X7-V0E (BM03551X7PBF)	3	1300 ^{*2}	550 ^{*2}	150	0.8×1p	32.5	32.5	18.0
◎ LBBM005201X7-V0E (BM05201X7PBF)	5	460	200	60	1.0×1p	32.0	32.5	18.0
◎ LBBM008800X7-V0E (BM08800X7PBF)	8	190	80	26	0.9×2p	32.5	33.0	18.5
◎ LBBM010500X7-V0E (BM10500X7PBF)	10	120	50	16	1.0×2p	32.5	33.0	18.5
◎ LBBM015270X7-V0E (BM15270X7PBF)	15	65	27	8	1.0×3p	33.0	33.5	19.0
◎ LBBM020150X7-V0E (BM20150X7PBF)	20	36	15	5	1.2×3p	33.5	33.5	20.0
◎ LBBM025090X7-V0E (BM25090X7PBF)	25	24	9	3	1.2×4p	33.5	33.5	21.0
◎ LBBM030070X7-V0E (BM30070X7PBF)	30	16	7	3	1.3×4p	34.5	34.5	21.0
◎ LBBM035050X7-V0E (BM35050X7PBF)	35	13	5.0	3	1.4×4p	34.0	34.0	21.0
◎ LBBM0403R4X7-V0E (BM40030X7PBF)	40	8.0	3.4	2	1.4×5p	35.0	35.0	21.0

*1 Rated inductance tolerance : ±25%, the inductance at current 0[A] indicates the reference value.

*2 LBBM003801X8-V0E, LBBM003122XR-V0E, LBBM003421X6-V0E, LBBM003551X7-V0E : 50kHz.

There is a horizontal putting type in all items in the above list."V" changes into "H" in last the third digit of the name of items.

There is a type with the length putting seat in ● item in the above list."V" changes into "D" in last the third digit of the name of items.

There are the type with the length putting seat and the horizontal putting seat in ◎ item.

The type with the length putting seat is "V" changes into "B" in last the third digit of the name of items.

*Order the auxiliary pins separately if they are required for the pedestal.

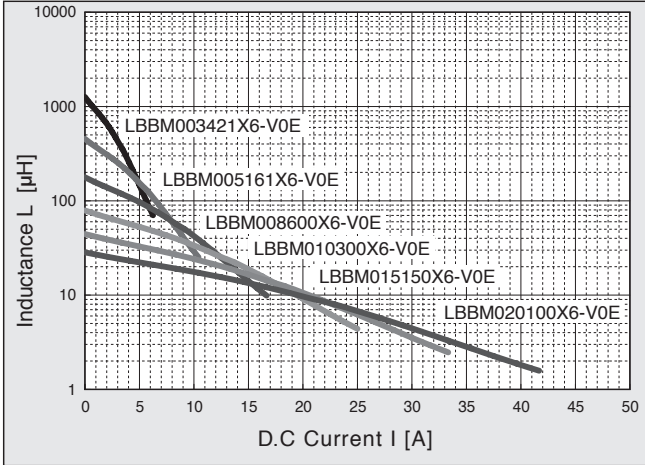
Please select them according to the situation.

◆ COIL STANDARD SPECIFICATIONS

Coil Part No. (Old Coil Part No.)	Rated Current A	Inductance ^{*1} (200kHz) ^{*2}		D.C.R. mΩ (max)	Winding mmφ×lines	Outside Dimensions		
		0[A] μH	Rating μH			D1 mm	D2 mm	W mm
○ LBBM003801X8-V0E (BM03801X8PBF)	3	1800 ^{*2}	800 ^{*2}	185	0.8×1P	33.0	33.0	24.5
○ LBBM005351X8-V0E (BM05351X8PBF)	5	820	350	85	1.0×1p	34.0	34.0	24.5
○ LBBM008121X8-V0E (BM08121X8PBF)	8	280	120	30	1.3×1p	34.0	34.0	24.5
○ LBBM010750X8-V0E (BM10750X8PBF)	10	170	75	17	1.1×2p	34.0	34.0	25.5
○ LBBM015350X8-V0E (BM15350X8PBF)	15	82	35	9	1.3×2p	34.5	34.5	25.0
○ LBBM020210X8-V0E (BM20210X8PBF)	20	51	21	6	1.2×3p	34.0	34.0	26.0
○ LBBM025130X8-V0E (BM25130X8PBF)	25	33	13	4	1.2×4p	35.0	35.0	26.0
○ LBBM030090X8-V0E (BM30090X8PBF)	30	23	9	3	1.3×4p	35.5	35.5	27.0
○ LBBM0357R5X8-V0E (BM35070X8PBF)	35	18	7.5	3	1.4×4p	35.0	35.0	27.5
○ LBBM040050X8-V0E (BM40050X8PBF)	40	11	5.0	2	1.4×5p	36.5	36.5	26.5
○ LBBM003122XR-V0E (BM03122XRPBF)	3	2800 ^{*2}	1200 ^{*2}	155	1.0×1p	41.5	41.5	26.5
○ LBBM005481XR-V0E (BM05481XRPBF)	5	1000	480	100	1.1×1p	41.0	41.0	25.5
○ LBBM008191XR-V0E (BM08191XRPBF)	8	430	190	40	1.3×1p	41.5	41.5	25.5
○ LBBM010121XR-V0E (BM10121XRPBF)	10	260	120	22	1.1×2p	42.0	42.0	26.0
○ LBBM015570XR-V0E (BM15570XRPBF)	15	130	57	13	1.3×2p	41.5	41.5	26.0
○ LBBM020310XR-V0E (BM20310XRPBF)	20	68	31	7	1.2×3p	42.0	42.0	26.0
● LBBM025200XR-V0E (BM25200XRPBF)	25	48	20	5	1.2×4p	41.5	41.5	26.0
● LBBM030140XR-V0E (BM30140XRPBF)	30	30	14	4	1.3×4p	42.0	42.0	27.0
● LBBM0359R5XR-V0E (BM35100XRPBF)	35	21	9.5	3	1.4×4p	42.0	42.0	26.0
● LBBM0406R5XR-V0E (BM40070XRPBF)	40	14	6.5	2	1.4×5p	42.5	42.5	26.5
● LBBM0454R9XR-V0E (BM45050XRPBF)	45	10	4.9	2	1.3×6p	42.5	42.5	26.5

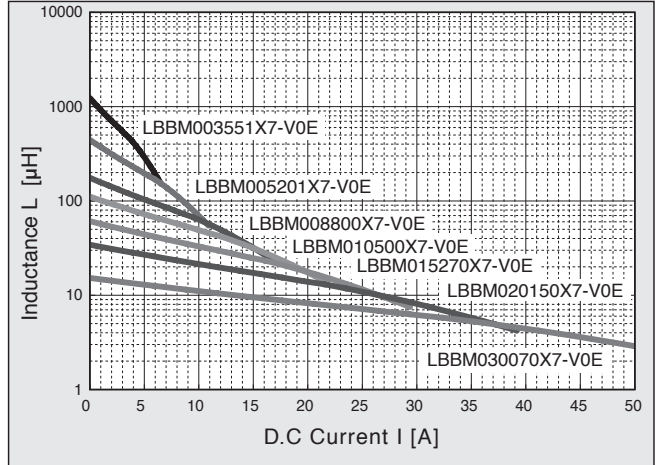
◆D.C. BIAS CHARACTERISTICS (1)

●Core : LPB221310N, Frequency : 200[kHz]



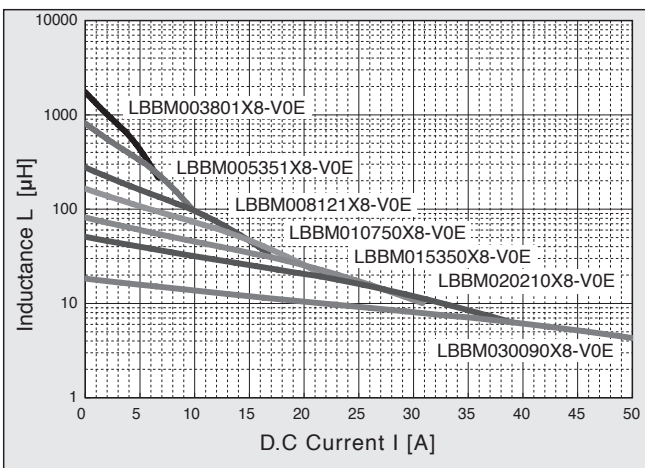
◆D.C. BIAS CHARACTERISTICS (2)

●Core : LPB251510N, Frequency : 200[kHz]



◆D.C. BIAS CHARACTERISTICS (3)

●Core : LPB251515N, Frequency : 200[kHz]



◆D.C. BIAS CHARACTERISTICS (4)

●Core : LPB322015N, Frequency : 200[kHz]

