



ELECTRIC DOUBLE LAYER CAPACITOR

DLCAP™ DXE series



- Suitable for electricity storage, battery assistance, short-term backups, etc.
- Also suitable for kinetic energy recapturing, start/stop application for automobile.
- Of placing, it's possible to establish.



◆ SPECIFICATIONS

Items	Specifications	
Operating Temperature	-40°C ~ +70°C	
Capacitance Tolerance	±10% (K) (20°C)	
Temperature Characteristics	Capacitance Change	≤ ±30% of the measured value at 20°C
	Internal Resistance Change	≤ 1200% of the internal resistance maximum value given in the ratings tables (-40°C)
Load Life Test	After the capacitors are subjected to the rated DC voltage at 70°C for 2000 hours, the following specifications shall be satisfied when they are restored to 20°C .	
	Capacitance Change	≤ ±30% of the initial measured value at 20°C
Bias Humidity Test	After the capacitors are left at 40°C and 90 to 95%RH for 500 hours without voltage applied, the following specifications shall be satisfied when they are restored to 20°C .	
	Capacitance Change	≤ ±30% of the initial measured value at 20°C
Internal Resistance Change	≤ 300% of the internal resistance maximum value given in the ratings tables	

◆ STANDARD RATINGS

● DXE series

Rated Voltage [V]	Capacitance		Nominal Case Size		Internal Resistance		Weight* ¹ [g]	Energy Storage* ² [Wh]	Part No.
	Typ. (rated) [F]	Min. [F]	φ D[mm]	L[mm]	Typ. [mΩ]	Max. [mΩ]			
2.5	400	360	40	65	2.1	2.5	120	0.4	DDXE2R5LGN401KB65S
	800	720		105	1.1	1.3	200	0.7	DDXE2R5LGN801KBA5S
	1200	1080		150	0.8	1.0	280	1.1	DDXE2R5LGN122KBF0S
	1400	1260		150	1.1	1.3	280	1.3	DDXE2R5LGN142KBF0S
Rated Voltage [V]	Capacitance		Nominal Case Size		Internal Resistance		Weight* ¹ [g]	Energy Storage* ² [Wh]	Part No.
	Typ. (rated) [F]	Min. [F]	φ D[mm]	L[mm]	Typ. [mΩ]	Max. [mΩ]			
2.5	400	360	40	65	2.1	2.5	120	0.4	DDXE2R5LGL401KB65S* ³
	1400	1260		150	1.1	1.3	280	1.3	DDXE2R5LGL142KBF0S* ³

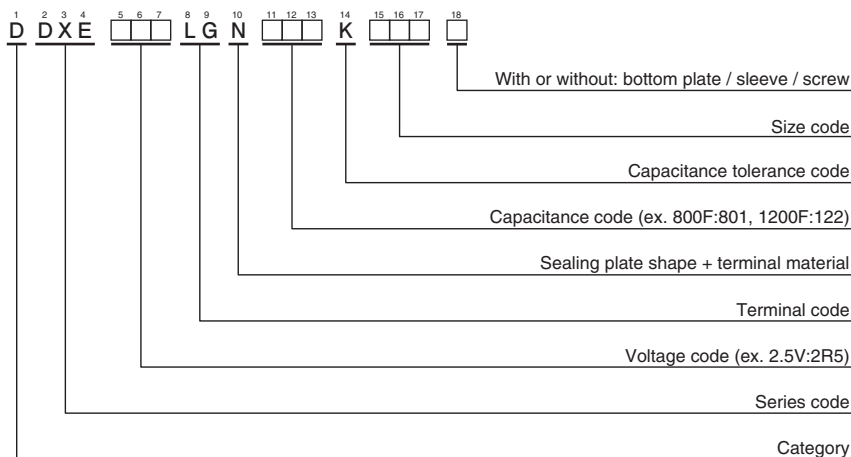
New!

* 1 Reference data

* 2 The energy storage capacity (Wh) described in this product is calculated based on "Guidebook on Transportation of Electric Double Layer Capacitors for Electrical and Electronic Equipment (JEITA)".

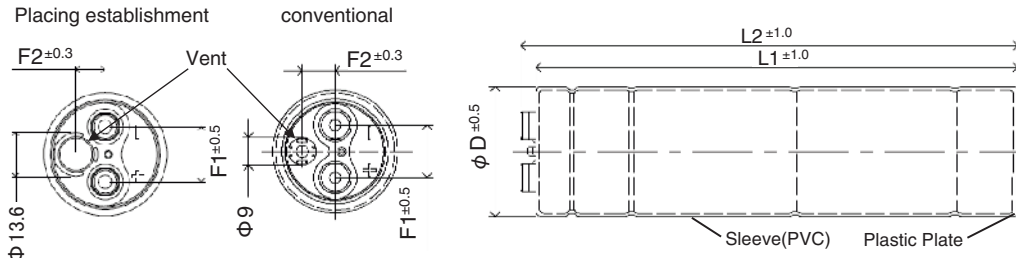
* 3 Possible to used horizontally

◆ PART NUMBERING SYSTEM



DLCAP™ DXE series

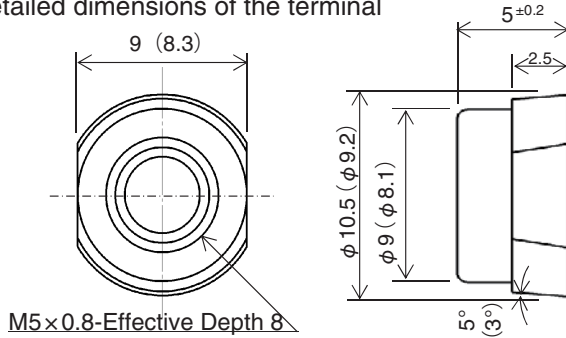
◆ DIMENSIONS [mm]



Part No.	φ D [mm]	L 1 [mm]	L 2 [mm]	F 1 [mm]	F 2 [mm]
DDXE2R5LGN401KB65S	40.4	66	71	17.0	10.5
DDXE2R5LGN801KBA5S		106	111		
DDXE2R5LGN122KBF0S		151	156		
DDXE2R5LGN142KBF0S		151	156		
Part No.	φ D [mm]	L 1 [mm]	L 2 [mm]	F 1 [mm]	F 2 [mm]
DDXE2R5LGL401KB65S *3	40.4	66	71	17	9
DDXE2R5LGL142KBF0S *3		151	156		

New!

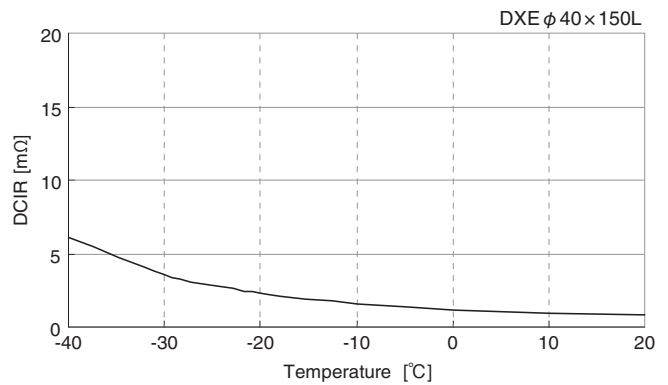
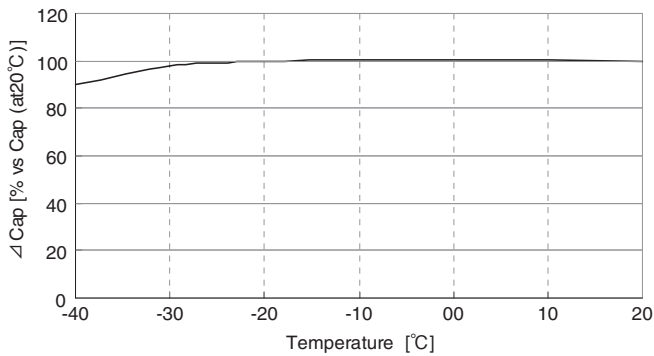
Detailed dimensions of the terminal



< Screw specification >

Plus hexagon-headed screw : M5 × 0.8 × 10
Maximum screw tightening torque : 3.23Nm

◆ Temperature Characteristics of Capacitance & DCIR



◆ 70°C Load Life Test

