


GF Series are combined TNR Varistor with Thermal Fuse

●Coating resin : UL94V-0



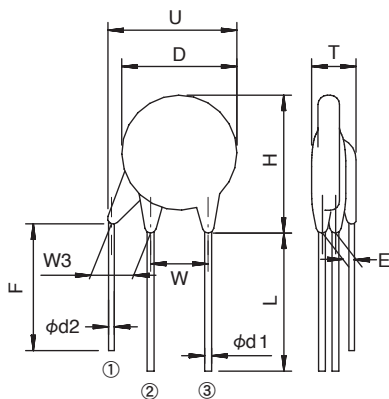
Operating Temperature Range: -40 to +85°C

Storage Temperature Range: -50 to +125°C

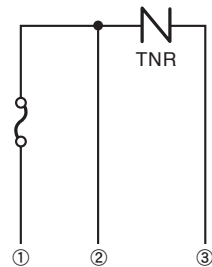
◆STANDARD RATINGS

Part Number	Previous Part Number (Just for your reference)	Maximum Ratings					Max. Clamping Voltage	Capacitance Typical @1kHz	Varistor Voltage V1mA	T Max.	E ±1.0
		Max. Allowable Voltage		Max. Peak Current	Max. Energy	Rated Wattage					
15GF Type		AC(Vrms)	DC(V)	8/20μs(A)	2ms(J)	(W)	V50A (V)	(pF)	(V)	(mm)	(mm)
TND15GF271KB00EAA0	TNR15GF271K-E	175	225	2500A/2 times	50	0.6	440	680	270 (243~297)	9	1.5
TND15GF471KB00EAA0	TNR15GF471K-E	300	385		80	0.6	765	450	470 (423~517)	10	2.2
TND15GF821KB00EAA0	TNR15GF821K-E	510	670		110	0.6	1340	280	820 (738~902)	12	3.5
23GF Type		AC(Vrms)	DC(V)	8/20μs(A)	2ms(J)	(W)	V100A (V)	(pF)	(V)	(mm)	(mm)
TND23GF271KB00EAA0	TNR23GF271K-E	175	225	4000A/2 times	90	0.8	440	1850	270 (243~297)	9	1.5
TND23GF471KB00EAA0	TNR23GF471K-E	300	385		150	1.0	765	1200	470 (423~517)	10	2.3
TND23GF821KB00EAA0	TNR23GF821K-E	510	670		190	1.5	1340	800	820 (738~902)	12	3.6

◆DIMENSIONS [mm]



	15GF	23GF
D	18 Max.	25 Max.
T	Refer to Standard Ratings	
H	22 Max.	32 Max.
W	7.5±1	10±1
W3	2.5 Min.	2.5 Min.
L	25 Min.	25 Min.
U	23 Max.	28 Max.
F	17 Min.	17 Min.
E	Refer to Standard Ratings	
φd1	0.8±0.05	0.8±0.05
φd2	0.53±0.05	0.58±0.05



Type	Thermal fuse ratings
15GF	145°C-250V-1A
23GF	145°C-250V-3A

◆MARKING

EX)

