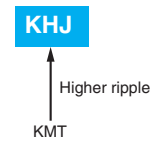


KHJ New!
Series

- Higher ripple current from KMT series
- Endurance with ripple current : 3,000 hours at 105°C
- Rated voltage range : 400 to 450V_{dc}, Capacitance range : 240 to 820μF
- For inverter control, switching power supplies
- Non solvent resistant type
- RoHS2 Compliant

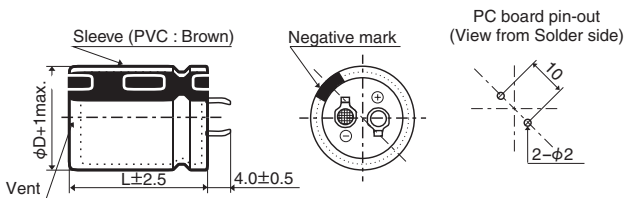


◆SPECIFICATIONS

Items	Characteristics		
Category	-40 to +105°C		
Temperature Range			
Rated Voltage Range	400 to 450V _{dc}		
Capacitance Tolerance	±20% (M) (at 20°C, 120Hz)		
Leakage Current	I ≤ 3/CV Where, I : Max. leakage current (μA), C : Nominal capacitance (μF), V : Rated voltage (V) (at 20°C after 5 minutes)		
Dissipation Factor (tan δ)	Rated voltage (V _{dc})	400V	420 & 450V
	tan δ (Max.)	0.15	0.20
Low Temperature Characteristics (Max. Impedance Ratio)	Rated voltage (V _{dc})	400V	420 & 450V
	Z(-25°C)/Z(+20°C)	3	8
	Z(-40°C)/Z(+20°C)	12	14
Endurance	The following specifications shall be satisfied when the capacitors are restored to 20°C after subjected to DC voltage with the rated ripple current is applied (the peak voltage shall not exceed the rated voltage) for 3,000 hours at 105°C.		
Shelf Life	Capacitance change	≤ ±20% of the initial value	
	D.F. (tan δ)	≤ 200% of the initial specified value	
	Leakage current	≤ The initial specified value	
Shelf Life	Capacitance change	≤ ±15% of the initial value	
	D.F. (tan δ)	≤ 150% of the initial specified value	
	Leakage current	≤ The initial specified value	

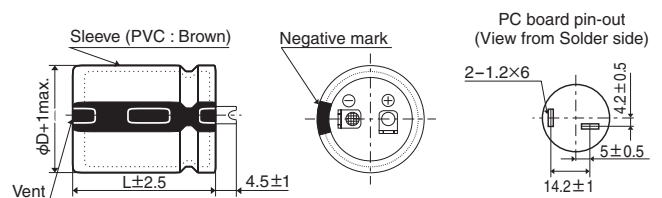
◆DIMENSIONS [mm]

●Terminal Code : VS (φ30, φ35) : Standard

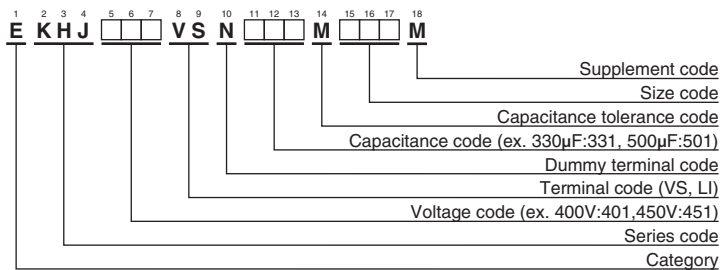


The standard design has no plastic disc.

●Terminal Code : LI (φ35)



◆PART NUMBERING SYSTEM



Please refer to "Product code guide (snap-in type)"

◆STANDARD RATINGS

WV (V _{dc})	Cap (μF)	Case size φD×L(mm)	tan δ	Rated ripple current (Arms/105°C, 120Hz)	Part No.	WV (V _{dc})	Cap (μF)	Case size φD×L(mm)	tan δ	Rated ripple current (Arms/105°C, 120Hz)	Part No.
400	280	30 × 35	0.15	2.32	EKHJ401VSN281MR35M	420	440	35 × 41	0.20	2.99	EKHJ421VSN441MA41M
	360	30 × 41	0.15	2.71	EKHJ401VSN361MR41M		490	30 × 59	0.20	3.28	EKHJ421VSN491MR59M
	410	30 × 46	0.15	2.96	EKHJ401VSN411MR46M		500	35 × 46	0.20	3.27	EKHJ421VSN501MA46M
	410	35 × 35	0.15	2.96	EKHJ401VSN411MA35M		590	35 × 51	0.20	3.64	EKHJ421VSN591MA51M
	480	30 × 51	0.15	3.27	EKHJ401VSN481MR51M		630	35 × 54	0.20	3.80	EKHJ421VSN631MA54M
	510	35 × 41	0.15	3.43	EKHJ401VSN511MA41M		710	35 × 59	0.20	4.10	EKHJ421VSN711MA59M
	520	30 × 54	0.15	3.44	EKHJ401VSN521MR54M		450	240	30 × 35	0.20	2.12
	570	30 × 59	0.15	3.67	EKHJ401VSN571MR59M	290		30 × 41	0.20	2.35	EKHJ451VSN291MR41M
	580	35 × 46	0.15	3.75	EKHJ401VSN581MA46M	330		30 × 46	0.20	2.57	EKHJ451VSN331MR46M
	680	35 × 51	0.15	4.15	EKHJ401VSN681MA51M	330		35 × 35	0.20	2.50	EKHJ451VSN331MA35M
	740	35 × 54	0.15	4.38	EKHJ401VSN741MA54M	380		30 × 51	0.20	2.81	EKHJ451VSN381MR51M
820	35 × 59	0.15	4.69	EKHJ401VSN821MA59M	410	30 × 54		0.20	2.96	EKHJ451VSN411MR54M	
420	250	30 × 35	0.20	2.12	EKHJ421VSN251MR35M	410		35 × 41	0.20	2.89	EKHJ451VSN411MA41M
	310	30 × 41	0.20	2.43	EKHJ421VSN311MR41M	460		30 × 59	0.20	3.18	EKHJ451VSN461MR59M
	350	35 × 35	0.20	2.57	EKHJ421VSN351MA35M	460		35 × 46	0.20	3.14	EKHJ451VSN461MA46M
	360	30 × 46	0.20	2.68	EKHJ421VSN361MR46M	550		35 × 51	0.20	3.51	EKHJ451VSN551MA51M
	420	30 × 51	0.20	2.96	EKHJ421VSN421MR51M	590	35 × 54	0.20	3.68	EKHJ451VSN591MA54M	
	440	30 × 54	0.20	3.06	EKHJ421VSN441MR54M	660	35 × 59	0.20	3.95	EKHJ451VSN661MA59M	

◆RATED RIPPLE CURRENT MULTIPLIERS

● Frequency Multipliers

Frequency(Hz)	50	120	300	1k	10k	50k
400 to 450V	0.72	1.00	1.21	1.38	1.48	1.46