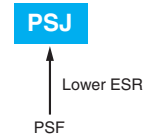


NPCAP™-PSJ Series

- Super low ESR, high ripple current capability
- ESR 4mΩ max. lineup
- Endurance : 2,000 to 5,000 hours at 105°C
- Solvent resistant type (see PRECAUTIONS AND GUIDELINES)
- RoHS2 Compliant
- Halogen Free



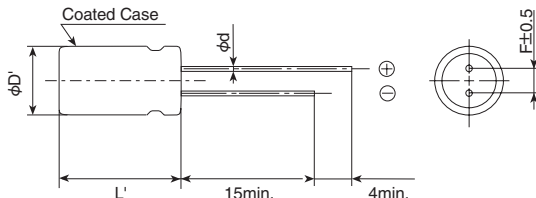
◆SPECIFICATIONS

Items	Characteristics
Category	-55 to +105°C
Temperature Range	
Rated Voltage Range	2.5V _{dc}
Capacitance Tolerance	±20% (M) (at 20°C, 120Hz)
Leakage Current *Note	500μA max. (at 20°C after 2 minutes)
Dissipation Factor (tan δ)	0.10 max. (at 20°C, 120Hz)
Low Temperature Characteristics (Max.Impedance Ratio)	Z(-25°C)/Z(+20°C) ≤ 1.15 Z(-55°C)/Z(+20°C) ≤ 1.25 (at 100kHz)
Endurance	The following specifications shall be satisfied when the capacitors are restored to 20°C after the rated voltage is applied for 5,000 hours (φ 5.4×8L : 2,000 hours) at 105°C.
	Appearance No significant damage
	Capacitance change ≤ ±20% of the initial value
	D.F. (tan δ) ≤ 150% of the initial specified value
	ESR ≤ 150% of the initial specified value
	Leakage current ≤ The initial specified value
Bias Humidity Test	The following specifications shall be satisfied when the capacitors are restored to 20°C after subjecting them to DC voltage at 60°C, 90 to 95% RH for 1,000 hours.
	Appearance No significant damage
	Capacitance change ≤ ±20% of the initial value
	D.F. (tan δ) ≤ 150% of the initial specified value
	ESR ≤ 150% of the initial specified value
	Leakage current ≤ The initial specified value
Surge Voltage Test	The capacitors shall be subjected to 1,000 cycles each consisting of charge with the surge voltage specified at 105°C for 30 seconds through a protective resistor(R=1kΩ) and discharge for 5 minutes 30 seconds.
	Rated voltage (V _{dc}) 2.5
	Surge voltage (V _{dc}) 2.9
	Appearance No significant damage
	Capacitance change ≤ ±20% of the initial value
	D.F. (tan δ) ≤ 150% of the initial specified value
	ESR ≤ 150% of the initial specified value
	Leakage current ≤ The initial specified value
Failure Rate	0.5% per 1,000 hours maximum (Confidence level 60% at 105°C)

*Note : If any doubt arises, measure the leakage current after the following voltage treatment.
Voltage treatment : DC rated voltage is applied to the capacitors for 120 minutes at 105°C.

◆DIMENSIONS [mm]

●Terminal Code : E



Size code	E08	F08
φD	5.4	6.3
φd	0.6	0.6
F	2.0	2.5
φD'	φD+0.5max.	
L'	L+1.5max.	

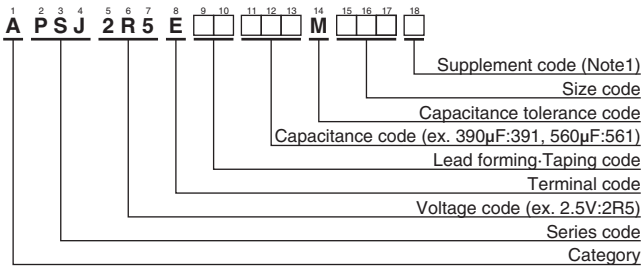
◆MARKING

EX) 2.5V560μF



NPCAP™-PSJ Series

◆PART NUMBERING SYSTEM



(Note1) : PSJ series, 2.5V560µF (ESR 4mΩ max.) has supplement code "J". Terminal and terminal plating are the same as all other in PSJ series.

Please refer to "Product code guide (conductive polymer type)"

◆STANDARD RATINGS

WV (V _{dc})	Cap (µF)	Case size φD×L(mm)	ESR (mΩ max./20°C, 300kHz)	Rated ripple current (mA _{rms} /105°C, 100kHz)	Part No.
2.5	390	5.4 × 8	4	5,600	APSJ2R5E□□391ME08S
	470	5.4 × 8	4.5	5,200	APSJ2R5E□□471ME08S
	560	6.3 × 8	4	6,500	APSJ2R5E□□561MF08J
	560	6.3 × 8	4.5	6,200	APSJ2R5E□□561MF08S

□□ : Enter the appropriate lead forming or taping code.

◆RATED RIPPLE CURRENT MULTIPLIERS

● Frequency Multipliers

Frequency (Hz)	120	1k	10k	50k	100k to 500k
Radial lead type	0.10	0.35	0.60	0.80	1.00